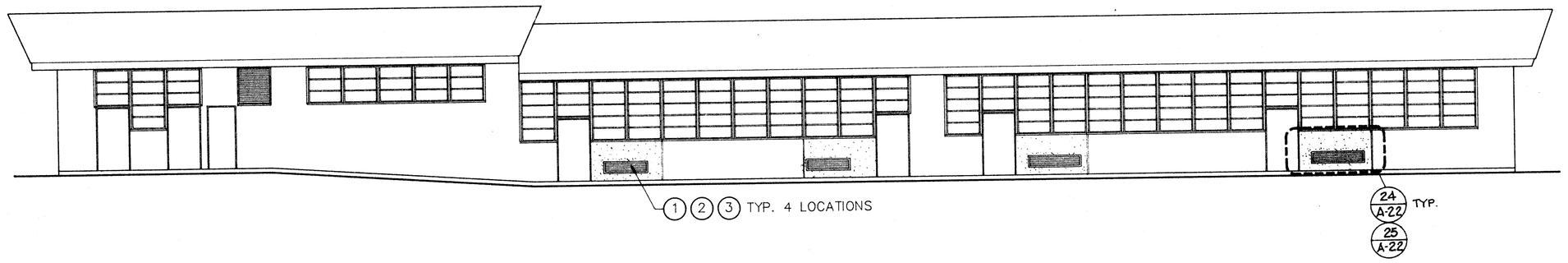

BUILDING E - NORTH

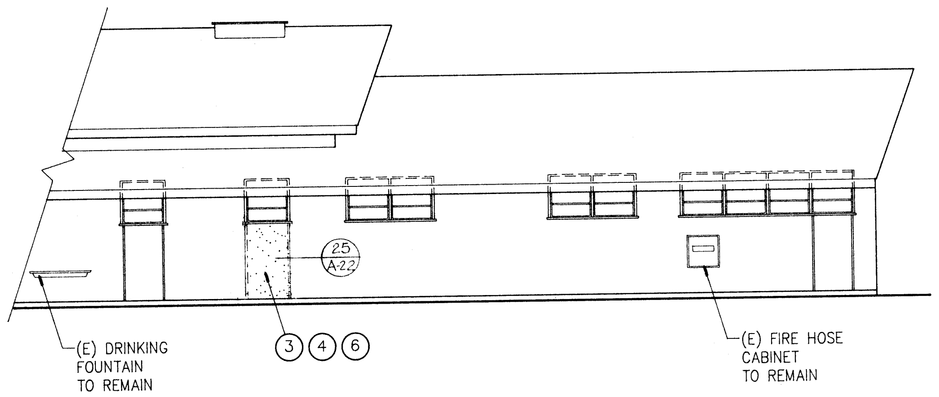

BUILDING F - PARTIAL SOUTH

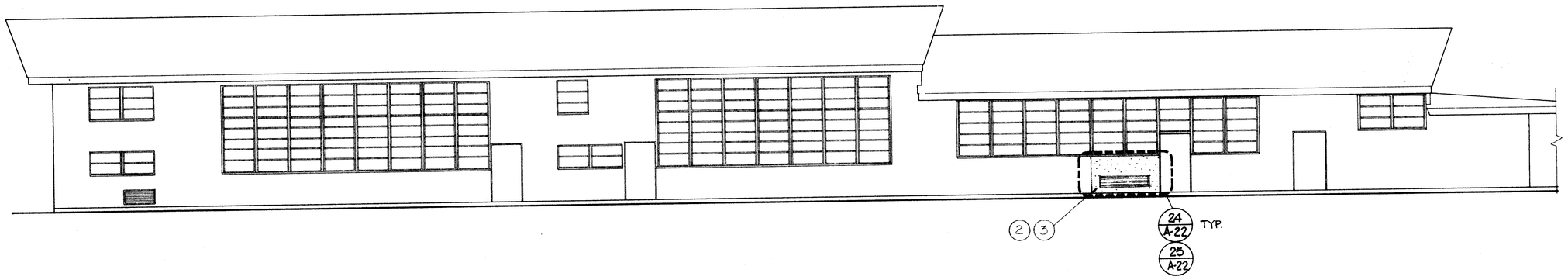

BUILDING G - NORTH

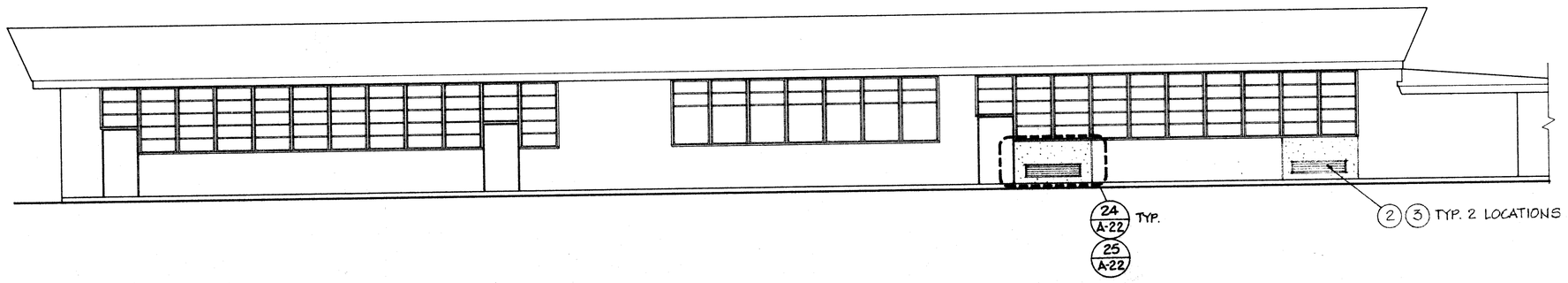

BUILDING H - NORTH

EXTERIOR ELEVATIONS

1/8"

NOTE: (REFER TO MECHANICAL DRAWINGS FOR LOCATION AND DETAIL OF BAROMETRIC RELIEF VENTS)

EXT. ELEVATION NOTES

1. REMOVE EXISTING LOUVER (REFER TO MECHANICAL DRAWINGS)
2. PROVIDE & INSTALL MECHANICAL LOUVERED VENT AT EXTERIOR WALL WHERE FLOOR MOUNTED UNIT VENTILATORS OCCUR. (REFER TO MECHANICAL DRAWINGS FOR SIZE, REFER TO STRUCTURAL DETAILS 16 & 17/S-1 FOR FRAMING)
3. REPAIR, RESTORE, REPLACE TO MATCH OR MAKE GOOD THE DAMAGE TO EXISTING CONSTRUCTION WHICH OCCURS AS A RESULT OF OPERATIONS. PATCH INTERIOR AND EXTERIOR WALL SURFACES TO MATCH EXISTING.
4. REMOVE EXISTING DOOR AND FRAME.
5. PROVIDE AND INSTALL DOOR, HARDWARE AND FRAME.
6. INFILL WALL (REFER TO FLOOR PLAN).
7. PROVIDE & INSTALL HANDICAP RAMP PER TITLE 24 C.A.C (REFER TO SHEET A-1)

RRA

Architecture
Planning
Interior Design
Space Planning

Donald W. Renfro AIA	C5283
Mark E. Russell AIA	C13726
Carl G. Elliott AIA	C7571
K. Bartram Huffman AIA	C12061
Kenneth A. Kalla AIA	C17760
Jeffrey P. Krausse AIA	C16834
Tommy W. Preston AIA	C12263
Larry G. Wiggins AIA	C12514

Renfro-Russell & Associates, Inc.
4800 Stockdale Highway, Suite 304, Bakersfield, California 93309 (805) 327-7075

CONSULTANTS

PROJECT

BAKERSFIELD CITY SCHOOL DISTRICT

WASHINGTON JUNIOR HIGH SCHOOL MODERNIZATION

THE ABOVE DRAWINGS AND SPECIFICATIONS AND IDEAS, DESIGNS AND ARRANGEMENTS REPRESENTED THEREBY ARE AND SHALL REMAIN THE PROPERTY OF THE ARCHITECT, AND NO PART THEREOF SHALL BE COPIED, DISCLOSED TO OTHERS OR USED IN CONNECTION WITH ANY WORK OR PROJECT OTHER THAN THE ONES ORIGINALLY INTENDED AND DEVELOPED FOR WHICH THEY HAVE BEEN PREPARED AND DEVELOPED WITHOUT THE WRITTEN CONSENT OF THE ARCHITECT. VISUAL CONTACT WITH THESE DRAWINGS OR SPECIFICATIONS SHALL CONSTITUTE CONCLUSIVE EVIDENCE OF ACCEPTANCE OF THESE RESTRICTIONS.

WRITTEN DIMENSIONS ON THESE DRAWINGS SHALL HAVE PRECEDENCE OVER SCALED DIMENSIONS. CONTRACTORS SHALL VERIFY AND BE RESPONSIBLE FOR ALL DIMENSIONS AND CONDITIONS ON THE JOB AND THIS OFFICE MUST BE NOTIFIED OF ANY VARIATIONS FROM THE DIMENSIONS AND CONDITIONS SHOWN BY THESE DRAWINGS. SHOP DETAILS MUST BE SUBMITTED TO THIS OFFICE FOR APPROVAL BEFORE PROCEEDING WITH FABRICATION.

KEY PLAN

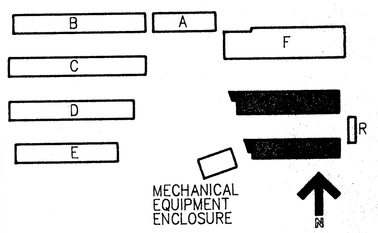

BAKERSFIELD CITY SCHOOL DISTRICT
BOARD OF EDUCATION

DATE	APPROVED

DATE	ISSUED FOR
9.3.91	BIDDING

DATE	REVISIONS

SHEET TITLE

EXTERIOR ELEVATIONS
BUILDINGS G, H

APPROVED/ARCHITECT Tommy W. Preston
CHECKED TWP DATE 8-1-89
DRAWN BY ES/RSS PROJECT NO. 86-216W

SHEET NUMBER 86216CA53B96

A-18

OF 23 SHEETS

1 3 1990
Structural Safety Section
A51547 NP/LA

OFFICE OF THE STATE ARCHITECT
AUG 01 '89
51547
NO.

AUG
STATE
SCHOOL