

8 BOYS W.C STALL 12" = 1'-0"



7 BOYS LAVATORY 12" = 1'-0"



9 MENS ACCESSIBLE T.R 12" = 1'-0"



6 GIRLS LAVATORY 12" = 1'-0"



10 WOMEN ACCESS. W.C 12" = 1'-0"



5 GIRLS W.C STALL 12" = 1'-0"

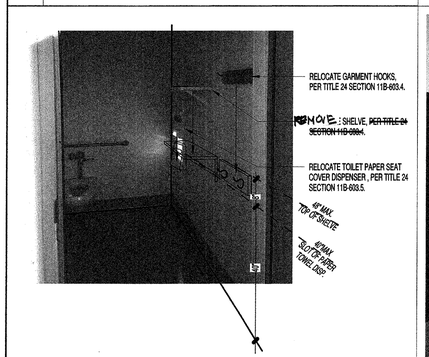

11 WOMEN ACCESS T.R N.T.S



4 GIRLS W.C STALL 12" = 1'-0"

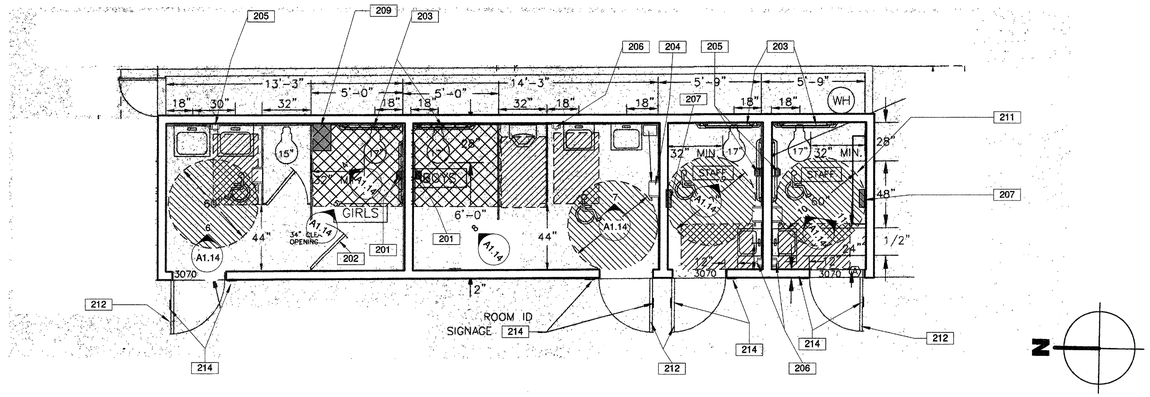

1 (E) RESTROOM BLDG 450A

0 2' 4' 8'

NOTES TO EXISTIN RESTROOMS FLOOR PLAN:

1.) EXISTING BOY'S AND GIRL'S TOILET FIXTURES LAYOUT AND ACCESSORIES , WHERE ALTERED IN COMPLIANCE WITH THE REQUIREMENTS OF THE PRECEEDING 2010 C.B.C, TABLE 1115B-1 CHILDREN DIMENSIONS, AND OR ARE IN COMPLIANCE WITH THE 2013 C.B.C TABLE 11B-604.9, SUGGESTED CHILDREN DIMENSIONS, UNLESS OTHERWISE NOTED.
REFER TO 2013 CBC CAPTER 11B-202.4 FOR EXISTING TOILET RETROFIT REQUIREMENT, EXCEPTION 2.

2) EXISTING CONDITIONS AT STAFF WOMEN RESTROOM, ARE SIMILAR TO EXISTING CONDITIONS AT STAFF MEN RESTROOM.
THE SCOPE OF WORK ON STAFF WOMEN RESTROOM, IS EQUAL TO THE SCOPE OF WORK ON STAFF MEN RESTROOM, UNLESS OTHERWISE NOTED.

3.) ALL EXISTING TOILET FIXTURES, DOORS, PARTITIONS, SIGNS, ACCESSORIES ETC. ARE TO REMAIN UNLESS OTHERWISE NOTED.

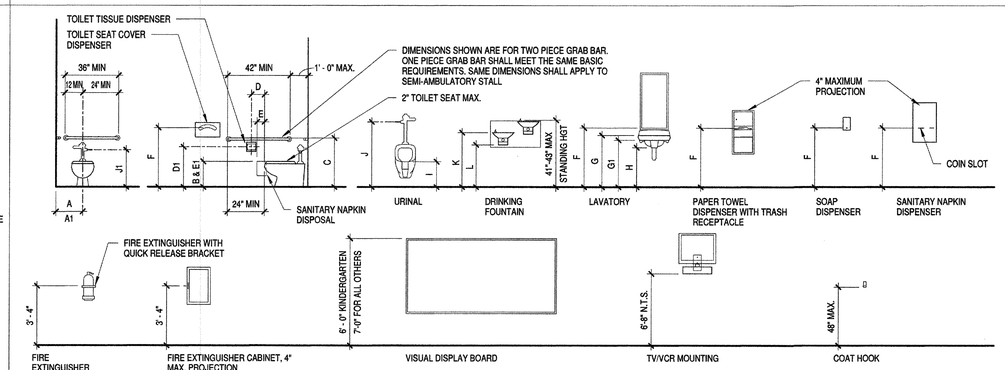

NOTES:

1. SOME FIXTURES/ACCESSORIES SHOWN MAY NOT APPLY TO THIS PROJECT.
2. HEIGHTS INDICATED ON INTERIOR ELEVATIONS TAKE PRECEDENCE OVER HEIGHTS SHOWN HERE.
3. FIXTURES/ACCESSORIES SHOWN ARE AT HEIGHTS ACCESSIBLE TO PERSONS WITH DISABILITIES.
4. MOUNTING HEIGHTS FOR ABLE BODIED PERSONS SHALL BE DETERMINED BY RECOMMENDATIONS FROM THE MANUFACTURER, UNLESS NOTED OTHERWISE.
5. WATER CLOSET FLUSH VALVE SHALL BE ORIENTED ON THE APPROACH SIDE OF ACCESSIBLE TOILET.
6. MOUNT GRAB BARS 36" ABOVE FINISHED FLOOR AT TANK TYPE TOILETS. ALLOW 6" CLR TO GRAB BAR.
7. FOR DIMENSIONS INDICATED BY A LETTER REFER TO DETAIL 3 / A1.14

2 ACCESSIBLE MOUNTING HEIGHTS 1/4" = 1'-0"

LETTER	DESCRIPTION	ADULTS AGES 13 & OLDER	CHILDREN AGES 9-12
A	WHEELCHAIR ACCESSIBLE WATER CLOSET CENTERLINE	17" - 18"	15" - 18"
A1	AMBULATORY ACCESSIBLE WATER CLOSET CENTERLINE	17" - 19"	15" - 18"
B	TOILET SEAT HEIGHT (TO TOP OF SEAT)	17" MIN - 19" MAX	15" - 17"
C	GRAB BAR HEIGHT (TOP OF GRIPPING SURFACE)	33" MIN - 36" MAX	25" - 27"
D	TOILET TISSUE DISPENSER TO TOILET	7" - 9"	7" - 9"
D1	TOILET TISSUE DISPENSER (OUTLET OF DISPENSER FROM FLOOR)	19" MIN	17" - 19"
D2	TOILET TISSUE DISPENSER (FROM BOTTOM OF GRAB BAR)	1 1/2" MIN CLR	1 1/2" MIN CLR
E	SANITARY NAPKIN DISPOSAL TO TOILET	5"	5"
E1	SANITARY NAPKIN DISPOSAL FROM FLOOR TO TOP	17" - 19"	15" - 18"
F	DISPENSER OR MIRROR TO REFLECTIVE SURFACE	40" MAX	40" MAX
G	LAVATORY/ SINK HEIGHT	34" MAX	34" MAX
G1	LAVATORY APRON CLEARANCE	29" MIN	29" MIN
H	KNEE CLEARANCE	27" MIN	27" MIN
I	URINAL RIM HEIGHT	17" MAX	17" MAX
J	URINAL FLUSH CONTROL HEIGHT	44" MAX	44" MAX
J1	WATER CLOSET FLUSH CONTROL HEIGHT	44" MAX	36" MAX
K	DRINKING FOUNTAIN SPOUT HEIGHT	36" MAX	30" MAX, SIDE APPROACH
L	DRINKING FOUNTAIN KNEE CLEARANCE	27" MIN	27" MIN

3 MOUNTING HEIGHTS

200 - KEYNOTES

201 RELOCATE EXISTING TOILET TISSUE DISPENSER TO COMPLY WITH DETAIL 2/A1.14
202 PROVIDE "U" SHAPE HANDLE EACH SIDE OF EXISTING STALL DOOR
203 RELOCATE EXISTING 36" REAR GRAB BAR TO COMPLY WITH TITLE 24 SECTION 11B-604.5.2
204 REMOVE AND RELOCATE EXISTING PAPER TOWEL DISPENSER TO ACCESSIBLE LOCATION SHOWN. AS PER DETAIL 2/A1.14
205 PROVIDE SOAP DISPENSER. MOUNT PER DETAIL 2/A1.14
206 (E) SOAP DISPENSER TO REMAIN
207 RELOCATE SEAT COVER DISPENSER SLOT HEIGHT TO MAX 40"AFF, PER DETAIL 2/A1.14
209 REMOVE EXISTING LOCKER, PROVIDE CLEAR MANEUVERING SPACE AS PER TITLE 24, SECTION 11B-604.3.2
211 REMOVE EXISTING 5'-0" SHELVE AND RELOCATE, TOP OF SHELVE SHALL BE 48" A.F.F AS PER DETAIL 2/A1.14
212 REVISE CLOSER AT RELOCATABLE DOORS OPERATING PRESSURE TO 5 LBS MAX., TYPICA.
214 VERIFY (E) DOOR SIGNAGE COMPLIES WITH 2013 CBC CODE. RELOCATE OR PROVIDE SIGNAGE PER DETAIL 16/A10.10 (BUILDING 450).

200 LEGEND

INDICATES CLEAR 60" Ø MANEUVERING SPACE

INDICATES CLEAR 30"X48" WHEELCHAIR SPACE

INDICATES CLEAR 60"X56" MANEUVERING SPACE AT WALL HUNG WATER CLOSETS.

PRIME CONSULTANT

IBI ARCHITECTURE PLANNING
San Luis Obispo
4119 Broad Street, Suite 210
San Luis Obispo, CA 93401
805.546.0433 fax: 805.546.0504

SEAL

LICENSED ARCHITECT RICHARD MINER No. C18079 REN. 10/17 STATE OF CALIFORNIA

COPYRIGHT:
Any reproduction or distribution for any purpose other than authorized by IBI Group is forbidden.

COPYRIGHT 2016 IBI GROUP

REVISIONS

NO.	DATE	APPRD.	DESCRIPTION

CONSULTANT

AGENCY INFORMATION:

AGENCY TRACKING NO. 63321-154
FILE NO. 15-6

IDENTIFICATION STAMP
DIV. OF THE STATE ARCHITECT
OFFICE OF REGULATION SERVICES
03-117035
AC ✓ FLS ✓ SS
DATE 04/28/2016

BAKERSFIELD CITY SCHOOL DISTRICT

BAKERSFIELD CITY SCHOOL DISTRICT — Where The Child Comes First

CHIPMAN JR. HIGH SCHOOL RELOCATABLES (2)

2905 EISSLER ST
BAKERSFIELD, CA 93306

OPSC or OSHPD PROJ. NO:	
PROJECT NO:	14146.000
DRAWN BY:	CC
CHK'D BY:	RM
ISSUE DATE:	04/27/2016

SHEET TITLE

EXISTING RESTROOM

SHEET NUMBER

A1.14

CONSTRUCTION DOCUMENTS

PLOT DATE: 4/22/2016 9:48:19 AM J:\14146_BC_ChipReloc\5.9 Drawings\Sbarchcurrent\ATW-14146_site_Chipman.rvt