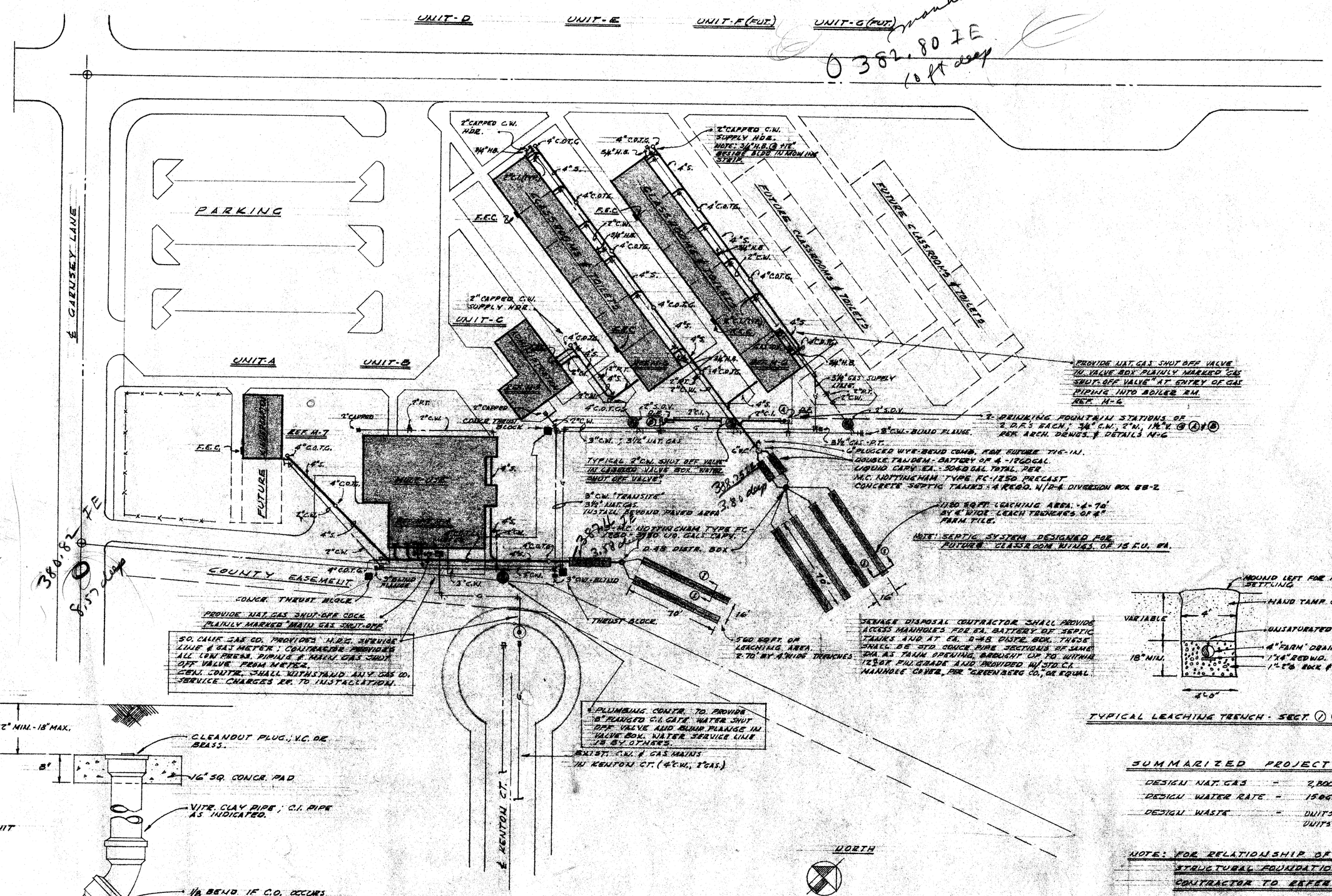

PLUMBING PLOT PLAN

SCALE 1" = 40'

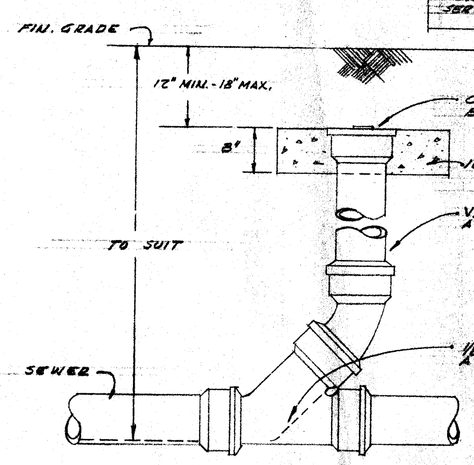

DETAIL OF CLEANOUT TO GRADE (C.O.T.G.)

N.T.S.

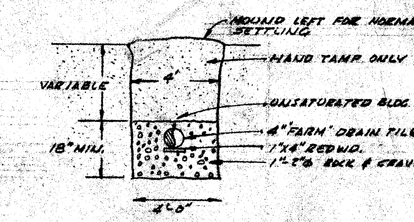

TYPICAL LEACHING TRENCH - SECT. 7 - N.T.S.

SUMMARIZED PROJECT DESIGN

DESIGN NAT. GAS	-	7,800 CFH.
DESIGN WATER RATE	-	15.6 GPM. (PEAK)
DESIGN WASTE	-	UNITS A & B @ 106 F.U. UNITS C, D, E, F, G, @ 184 F.U.

NOTE: FOR RELATIONSHIP OF PIPING TO STRUCTURAL FOUNDATIONS MECHANICAL CONTRACTOR TO REFER TO SHT. S10

NOTE: PLUMBING CONTRACTOR SHALL PROVIDE BUILDING DOWNSPOUTS AND UNDER-WALK DRAINS PER DETAILS AND PER LOCATIONS AS DESIGNATED ON THE ARCHITECTURAL DWGS.

NOTE: PLUMBING CONTRACTOR SHALL PROVIDE FIRE HOSE CABINETS (PLUG) 'A' MULTI-USE BLDG. UNITS 'B' AND FIRE EXTINGUISHER CABINETS (REC.) AT KINDERGARTEN UNITS, JUNIOR UNITS, CLASSROOMS UNITS 'D' & 'E'.

NOTE: PLUMBING CONTR. SHALL PROVIDE AUTOMATIC FIRE SPRINKLER SYSTEM AND SURGE THERETO AS NOW AND IN ACCORDANCE W/ LOCAL ORDINANCES AND SUBJECT TO THEIR APPROVAL.

GENERAL HEATING & VENT. SPECIFICATIONS

PIPING

H.W. & H.W.R. BELOW GRADE	TO BE SCH. 40, LAP WELD, BLACK STEEL PIPE, WITH BUTT WELDED 45° ELLS, AND FORGED STEEL, SOCK. WELDING FITTINGS PER "TUBE TURNS" INC. OR EQUAL. JOINTS TO BE GAS OR ARC WELDED USING ELECTRODES AND DE BROUHA SEATS. PROCEDURES TO ACCORDANCE WITH A.S.A. PIPING STANDARDS FOR WELDED PIPE. INSTALL @ 1/4" PER FT. GRADE.
1 1/2" AND ABOVE GRADE	TO BE SCH. 40, LAP WELD, BLACK STEEL PIPE, SCREWED CONSTRUCTION, WITH 150 LB. MALLEABLE FITTINGS; USE LITHARGE - GLYCERINE PIPE DOPE.
TEST	HYDROSTATIC PRESSURE TEST @ 150 PSIG. & HOLD FOR 1 HR.
NOTE:	ALL PIPING TO BE NEW, AND INSTALLED IN FULL LENGTHS JOINTS UNLESS ABSOLUTELY NECESSARY TO OTHERWISE. SHORT "MAKE-UP" SECTIONS. PIPING "STUB-OUTS" FOR FUTURE PIPING EXTENSIONS TO BE THREADED END WITH STANDARD SCREW PIPE CAP.
VALVES	GATE VALVES: PER "CRANE CO." NO. 440 - 125 PSIG. B.B. CLOSE " " " " " " " BRASS CHECK " " " " " " " "
VALVE BOXES	PER "BROOKS PRODUCTS, CO." MODEL 88, WITH "GAS SHUT-OFF", "COLD WATER", "HEATING WATER" CAST IRON COVER. EXTERIOR MAINTENANCE VALVE BOXES TO BE BROUGHT OR SET, FLUSH W/FIN. GRADE.

INSULATION

H.W. & H.W.R. BELOW GRADE	TO BE PER PITTSBURGH CORNING "FOAMGLAS" PIPE INSULATION & SQUARE FOR FITTINGS, APPLY WITH BUTTER BUTTS OF ASPHALT COF BACK SEALED AT CIRCUMFERENTIAL AND HORIZONTAL BUTTS, SECURE WITH BANDS @ 9 1/2" O.C. WHERE RUN BELOW CONCRETE AREAS, PROVIDE A GLASS-FAB COVER 2" WIDE AT EACH INSULATION JOINT.
1 1/2" AND ABOVE GRADE	TO BE PER "JOHNS MANVILLE" "FIBROCEL" 3/4" THICK WITH 8 OZ. CANVAS PASTED COVER, METAL BANDS 8" O.C. USE J.M. 202/322 CEMENT AT FITTINGS; IN ACCORD. W/ FIRE SPEC. #8
NOTE	AT PIPING RUNS INTO UNIT VENT (ATTIC CONTROL) INSULATE PIPING UP TO H.W. CIRCUIT VALVE. USE J.M. "FIBROCEL" WHERE "EXPOSED" WITHIN VENTILATOR HOUSING.
SHEET METAL DUCT WORK	"ACOUSTIC LINE" WHERE INDICATED WITH 1" THICK - 3 LB. DENSITY PER LINE SPINNER, SECURED BY DUCT ADHESIVE, SECURELY TO INSIDE OF DUCT. INSULATION TO HAVE IMPROVED INNER SURFACE. DUCTS "ACOUSTIC LINED" TO BE INSULATED EXTERIOR DUCTS NOT "ACOUSTIC LINED" WRAP W/ 1 IN. 1 LB. 1" SPINNER.
FUSIBLE LINK FIRE DAMPER (F.L.F.D.)	PER "CONTROL AIR" MOD. FD. W/ 1/2 HOUR FUSIBLE LINKS

DUCT WORK & SHEET METAL	USE: GALV. SHEET STEEL. 0"-12" WIDE 26 GA. GALV. 13"-30" " 22 " " 31"-60" " 20 " " EACH DUCT JOINT, SEAM, CONNECTION TO BE TAPED W/ "UNIFRAX" TAPE - ACOUSTICAL ASBESTOS FABRIC NO. MP 26 4 MIN. OF 1" EA. SIDE OF SEAM, FOR ZERO DUCT LEAKAGE.
FLEX CONNECTIONS	PER "GRAVI WILCOX" OR EQUAL AT ALL FORCED AIR FAN UNITS WHERE CONNECTED TO DUCTWORK.
MOTOR MAGNETIC STARTERS WITH ELECTRIC CONNECTIONS	PER "WESTINGHOUSE" CLASS 11-580 W/ RESET BUTTON, HOUSE W/ CONTACT MOTOR STRIPS; MOTOR STARTERS TO BE PROVIDED BY ELECTRICAL CONTR. EXCEPT EXHAUST FANS & LOW VOLTAGE WIRING TO DISCONNECTS PROVIDED BY MECH. CONTR. ALL MOTOR STARTERS FOR MECH. EQUIP. TO BE PROVIDED BY MECH. CONTR. AS FURNISHED W/ EQUIP. SPECIFIED. WIRING TO ALL MOTORS TO BE TOSE. BE ACC. W/ "WESTINGHOUSE" CIRCUIT DIAGRAMS. ALL SUCTIONS FOR MECH. EQUIP. TO BE PROVIDED BY MECH. CONTR. FOR ACCURATE CONNECTIONS. ELECTRICAL CONTR. SHALL PROVIDE ALL ELECTRICAL WORK.

NOTE: INSTALLATION SHALL CONFORM TO REQUIREMENTS OF THE UNIFORM BUILDING CODE, CALIFORNIA STATE SAFETY ORDERS, STATE & LOCAL FIRE MARSHALS, LOCALLY ENDORSED STATE OR LOCAL SANITATION OR PUBLIC HEALTH DEPARTMENTS, UNIFORM PLUMBING CODE; NOTHING IN THESE PLANS IS TO BE CONSTRUED AS A VIOLATION OF THESE REQUIREMENTS.

GENERAL PLUMBING SPECIFICATIONS

PIPING

WASTE: WITHIN BLDG. BEL. GRADE	STANDARD STRENGTH, HUB & SPIGOT, CAST IRON, WITH ASCOM: INSTOLL LEAD JOINTS, CALKED FLUSH W/ RIM
ABV. GRADE	STANDARD GALV. STEEL SEWR. PIPE, STD. S.T. DRAINAGE FTGS. BE UP TO 3 1/4", 8" & ABV. USE STD. C.I. HUB & SPIGOT ALL SEALED JOINTS
VENT	
WASTE BELOW & BLDG. OR WALK	USE STD. STRENGTH VITRIFIED CLAY W/ "WEBKE LOCK" PROPRIETARY SALL FITTING HUB & SPIGOT PER PROPER.
TEST	HYDROSTATIC TEST @ 10' HEAD FOR 1 HR.
COLD WATER - 2" SIZE	PER J.M. "TRANSITE" CLASS 150, W/ FITTINGS B.D. CAST IRON FTGS. ALL PER J.M. SPECS. D-3-568 & D-1-935
COLD WATER & FIRE LINE 2" SIZE & ABOVE, HOT WATER 2" SIZE AND BELOW	PER STD. SCH. 40 GALV. LAP WELD. PIPE W/ SCREWED 150# MALLEABLE IRON FTGS, MAKE OVER PIPE DOPE.
VALVES	GATE: PER "CRANE CO" NO. 440 - 125 PSIG, BRASS GLOBE: " " " " " " CHECK: " " " " " " GATE: " " " A 126B - 125 PSI C.I. RESILIENT SEAT
2" AND ABOVE NOTE	ALL EXPOSED PIPING RUN IN KITCHEN AREA TO BE CHROME PLATED BRASS TUBULAR. ALL PIPING RUN BELOW CONCRETE SLAB MUST BE A MIN. SIZE OF 3/4". HOT WATER (DOMESTIC) INSULATED PER JOINT MANVILLE "FIBROCEL" 3/4" THICK W/ 8 OZ CANVAS COVER PER J.M. SPECS. #8
INSULATION ABV. GRADE	PROVIDE LONGITUDINAL PROTECTIVE OUTER COVERING OF 40# ASPHALT ROOFING PAPER - METAL BANDS @ 12" O.C.
BEL. GRADE	
TEST	HYDROSTATIC TEST @ 150 PSIG @ 1 HR. NO DROP PERMITTED
NATURAL GAS	PER STD. SCH 40, LAP WELD, BLACK STEEL PIPE W/ 150# BEND, MALL FTGS., LITHARGE - GLYCERINE PIPE DOPE AIR PRESSURE TEST @ 15 PSIG. HOLD FOR 1 HR., SOAP TEST ALL 2" & ABV. PER NFPCA & LOCATED: ROOF TYPE, SOLID MALL. 18" & BELOW PER CRANE CO. NO. 88 & 14
VALVES	
NOTE:	COLD WATER & GAS LINES BELOW GRADE SHALL BE SHOP WRAPPED: PIPES TO BE FIELD WRAPPED AS FOLLOWS 1 COAT PRIMER 2 COATS HOT ASPHALT 1 LAYER 15# FELT 1 COAT HOT ASPHALT 1 LAYER KRAFT PAPER
VENT FLASHING	PER "STACO" NO. 1150-2, A.P.L.D. SERV TYPE, PER VENTS & 4" LEAD W/ VARIOUS PIPE SIZES.
ESCUTCHEONS	PER "DRAPER" OR "WALKER" OR OR EQUAL
PIPE SLEEVES	1 1/2" & 1 1/4" - 20 GA. 1 1/2" - 3/4" "DRAPERVILLE" PLASTIC SLEEVES.
PIPE HANGERS	ALL EXPOSED PIPING TO BE IN CONCRETE SLAB, ALL PIPE RUN IN ACCEPTABLE RUBBER HANGERS, 24 OR 26 GA. STRAP, 1 1/2" & ABV. 1/4" ROD, 1 1/4" & BELOW. PIPE HANGERS TO BE SPACED PER UNIFORM PLUMBING CODE, STATE & LOCAL CODES.

CHECK AND VERIFY ALL DIMENSIONS BEFORE PROCEEDING WITH WORK. REPORT ANY DISCREPANCIES TO THE ARCHITECT

UTILITY APPROVALS

UTILITY	CO.	INITIAL
NAT. GAS	SO. CAL. GAS.	✓
WATER	CALIF. W. SERV.	✓

STATE OF CALIFORNIA - DEPARTMENT OF PUBLIC WORKS
DIVISION OF ARCHITECTURE

APPLICATION NO. 18617 APPROVED JUN 18 1969 DATE

SUPERVISING STRUCTURAL ENGINEER

EDWARD LOWE
ELECTRICAL ENGINEER
1012 FULTON ST. FRESNO
AMHERST 6-2324 CALIFORNIA

[redacted]

WILSON AND WILSON
STRUCTURAL ENGINEERS
2802 W. FIGUEROA ST. LOS ANGELES 65
CAPITOL 2-0291 CALIFORNIA

A. M. RADEBACHER
CONSULTING ENGINEER
M.E. 11168 EA 4-5716
BAKERSFIELD, CALIFORNIA

BAKERSFIELD CITY SCHOOL DISTRICT
BOARD OF EDUCATION
APPROVED:
BAKERSFIELD CITY SCHOOL DISTRICT
JUN 22 1969
EXECUTIVE OFFICER

JOB NO. 58-74
DRAWN J.P.
CHECKED
DATE APR. 24, 1969

Stuhr and Hicks
C-1810 C-1810

ARCHITECTS
BAKERSFIELD
CALIFORNIA

PLUMBING PLOT PLAN

SECTION 35 SCHOOL
BAKERSFIELD CITY SCHOOL DISTRICT
BAKERSFIELD KERN COUNTY CALIFORNIA

M-1