CLASSIFICATION OF SUSPENDED CEILING GRID:

MANUFACTURER	MAIN RUNNER	CLASS	CROSS RUNNER
CHICAGO METALLIC CORP.	HEAVY DUTY 1870	F.R.	1854

REFER TO PROJECT MANUAL (SPECIFICATIONS) SECTION 09510 FOR ADDITIONAL INSTALLATION REQUIREMENTS OF SUSPENDED T-BAR CEILING SYSTEM.

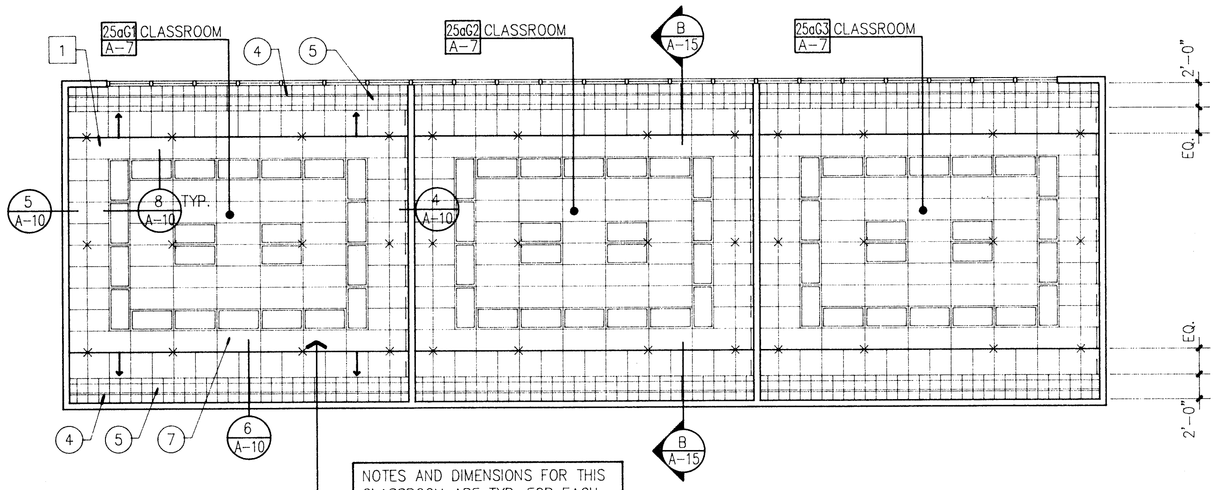

BUILDING G

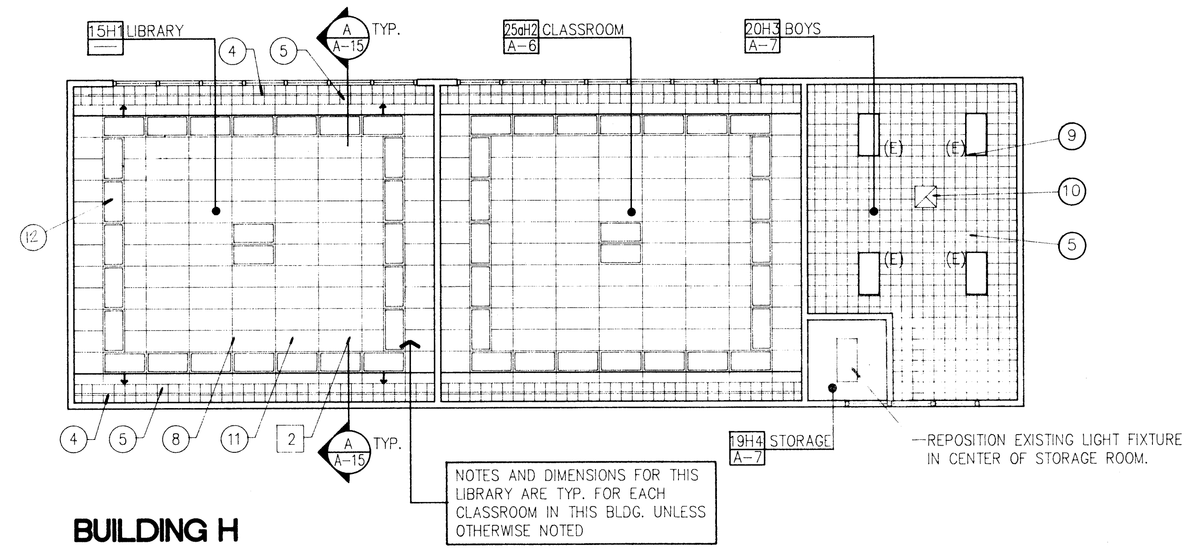

BUILDING H

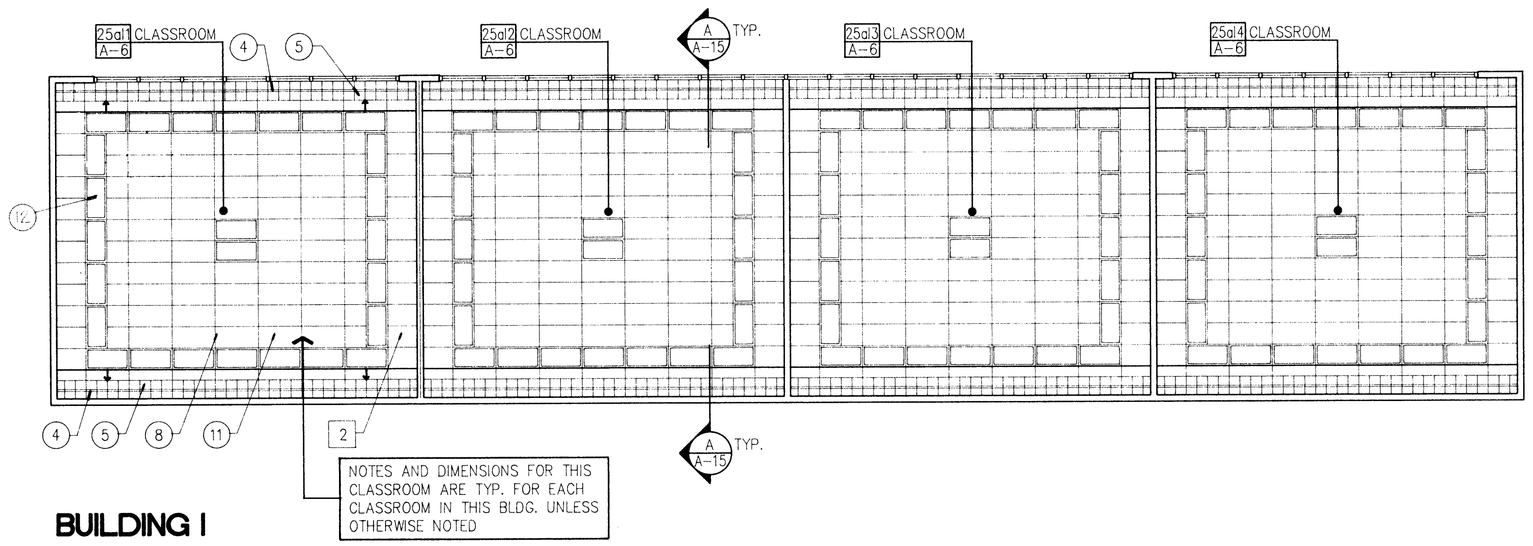

BUILDING I

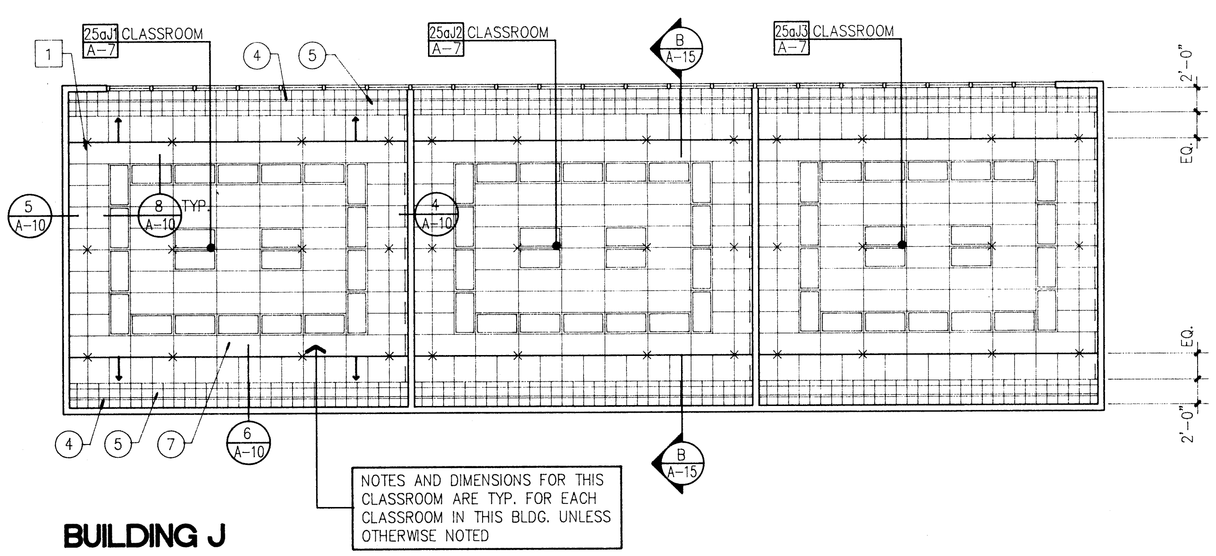

BUILDING J

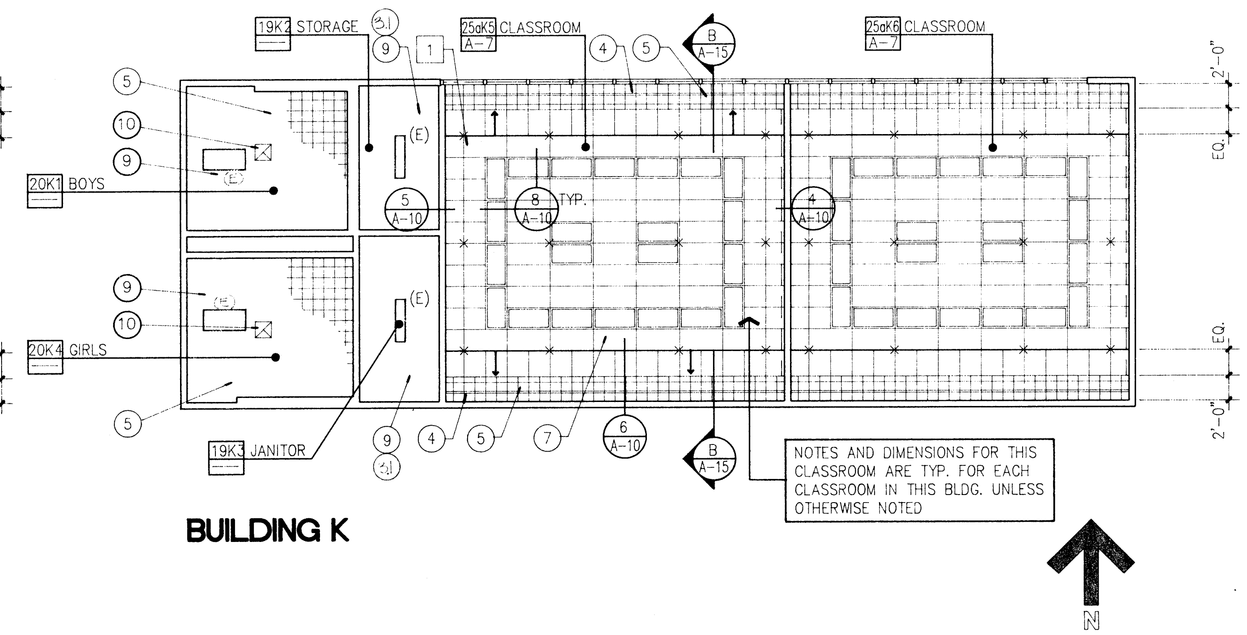

BUILDING K

REFLECTED CEILING PLANS

1/8"

CEILING MATERIAL, FINISH, LIGHT FIXTURES AND MECHANICAL REGISTERS SHALL REMAIN AS THEY EXIST, UNLESS OTHERWISE NOTED. (REFER TO MECHANICAL AND ELECTRICAL DRAWINGS FOR ADDITIONAL REQUIREMENTS.)

SYMBOLS/LEGEND

SYMBOL	DESCRIPTION
	2' X 4' SUSPENDED T – BAR CEILING SYSTEM WITH ACOUSTIC CEILING PANELS
	EXISTING ACOUSTIC TILE CEILING
	GYPSUM BOARD CEILING (SEE ROOM FINISH SCHEDULE)
	1' X 4' FLUORESCENT LIGHT FIXTURE (REFER TO ELECTRICAL LIGHTING PLAN)
	2' X 4' FLUORESCENT LIGHT FIXTURE (REFER TO ELECTRICAL LIGHTING PLAN)
	SURF. MTD. INCANDESCENT LIGHT FIXTURE (REFER TO ELECTRICAL LIGHTING PLAN)
	SUPPLY AIR REGISTER (REFER TO MECHANICAL PLAN)
	RETURN AIR REGISTER (REFER TO MECHANICAL PLAN)
	EXHAUST FAN REGISTER (REFER TO MECHANICAL PLAN)
←	ARROW INDICATES DIRECTION OF SLOPED CEILING FROM LOW TO HIGH

DEMOLITION NOTES

ALL NOTES IN THIS COLUMN ARE TO BE USED FOR DRAWINGS ON THIS SHEET ONLY. NOTES LISTED IN THIS COLUMN WHICH ARE NOT INDICATED ON THE DRAWING SHALL BE DISREGARDED.

1. REMOVE EXISTING LIGHT FIXTURES AND STOCKPILE IN DESIGNATED AREA FOR REVIEW BY OWNER FOR SALVAGE.
2. REMOVE EXISTING LAY-IN ACOUSTIC CEILING PANELS AND STOCKPILE IN DESIGNATED AREA FOR REVIEW BY OWNER FOR SALVAGE.

REFL.CLG.PLAN NOTES

ALL NOTES IN THIS COLUMN ARE TO BE USED FOR DRAWINGS ON THIS SHEET ONLY. NOTES LISTED IN THIS COLUMN WHICH ARE NOT INDICATED ON THE DRAWING SHALL BE DISREGARDED.

3. EXISTING FURRED-IN ATTIC SPACE.
3.1 EXISTING PLASTER CEILING
4. REPAIR EXISTING DRAPERY TRACKS
5. EXISTING ACOUSTIC CEILING TILE. REPLACE ANY EXPOSED T[illegible]
6. [illegible] AND INSTALL REQUIRED CEILING STRIPPING AND MATCHING ACOUSTIC TILES.
7. 2' X 4' LAY-IN ACOUSTICAL PANELS IN SUSPENDED T-BAR GRID. REFER TO DETAIL 1/A-10.
8. REPAIR, CLEAN AND PAINT EXISTING SUSPENDED T-BAR CEILING SYSTEM AFTER EXISTING LAY-IN ACOUSTIC CEILING PANELS HAVE BEEN REMOVED.
9. REPAIR, PATCH AND PREPARE CEILING SURFACE TO ACCEPT FINISH. (REFER TO ROOM FINISH SCHEDULE.)
10. CONTRACTOR SHALL VERIFY EXACT PLACEMENT OF CEILING REGISTER WITH ARCHITECT.
11. [illegible] AND INSTALL 2' X 4' LAY-IN ACOUSTIC CEILING PANELS.
12. [illegible]

RRA
Architecture
Planning
Interior Design
Space Planning

Donald W. Renfro AIA	C5283
Mark E. Russell AIA	C13726
Carl G. Elliott AIA	C7571
K. Bartram Huffman AIA	C12061
Kenneth A. Kalla AIA	C17760
Jeffrey P. Krausse AIA	C16834
Tommy W. Preston AIA	C12263
Larry G. Wiggins AIA	C12514

Renfro-Russell & Associates, Inc.
4800 Stockdale Highway, Suite 304, Bakersfield, California 93309 (805) 327-7075

CONSULTANTS

PROJECT

BAKERSFIELD CITY SCHOOL DISTRICT

FRANKLIN ELEMENTARY SCHOOL MODERNIZATION

THE ABOVE DRAWINGS AND SPECIFICATIONS AND IDEAS, DESIGNS AND ARRANGEMENTS REPRESENTED THEREBY ARE AND SHALL REMAIN THE PROPERTY OF THE ARCHITECT AND NO PART THEREOF SHALL BE COPIED, DISCLOSED TO OTHERS OR USED IN CONNECTION WITH ANY WORK OR PROJECT OTHER THAN THE SPECIFIC PROJECT FOR WHICH THEY HAVE BEEN PREPARED AND DEVELOPED WITHOUT THE WRITTEN CONSENT OF THE ARCHITECT. VISUAL CONTACT WITH THESE DRAWINGS OR SPECIFICATIONS SHALL CONSTITUTE CONCLUSIVE EVIDENCE OF ACCEPTANCE OF THESE RESTRICTIONS.

WRITTEN DIMENSIONS ON THESE DRAWINGS SHALL HAVE PRECEDENCE OVER SCALED DIMENSION. CONTRACTORS SHALL VERIFY AND BE RESPONSIBLE FOR ALL DIMENSIONS AND CONDITIONS ON THIS JOB AND THIS OFFICE MUST BE NOTIFIED OF ANY VARIATIONS FROM THE DIMENSIONS AND CONDITIONS SHOWN BY THESE DRAWINGS. SHOP DRAWINGS MUST BE SUBMITTED TO THIS OFFICE FOR APPROVAL BEFORE PROCEEDING WITH FABRICATION.

KEY PLAN

MECHANICAL EQUIPMENT ENCLOSURE

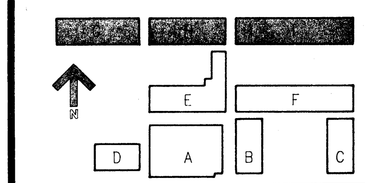

BAKERSFIELD CITY SCHOOL DISTRICT BOARD OF EDUCATION

DATE	APPROVED

DATE	ISSUED FOR
9-3-91	BIDDING

DATE	REVISIONS

SHEET TITLE

REFLECTED CEILING PLANS BUILDINGS, G, H, I, J, K

APPROVED/ARCHITECT Tommy W. Preston
CHECKED TWP DATE 8-1-2001
DRAWN BY ES PROJECT NO. 86-216FK

SHEET NUMBER 86216CA31B8

A-12

OF 18 SHEETS