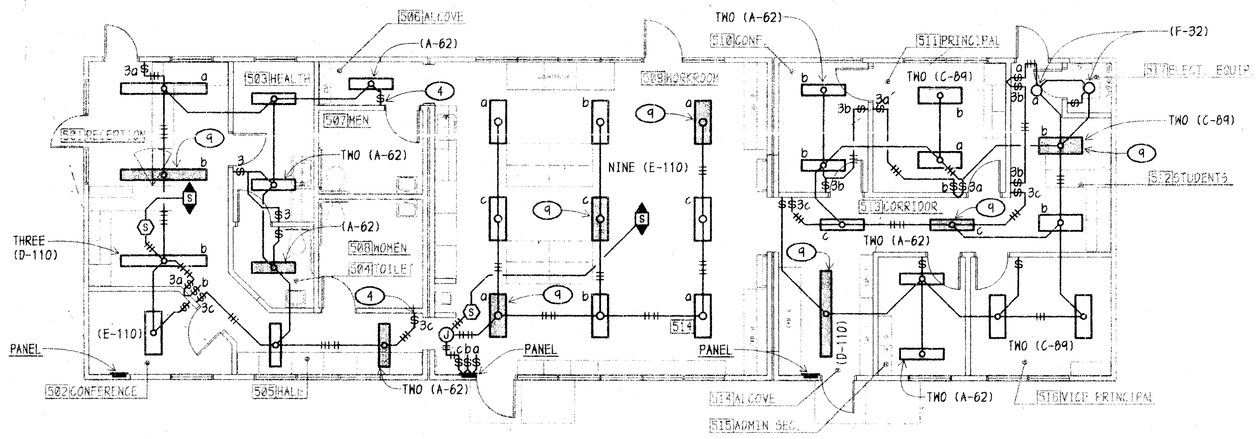

NORTH

LIGHTING PLAN – BUILDING 500

1/8"

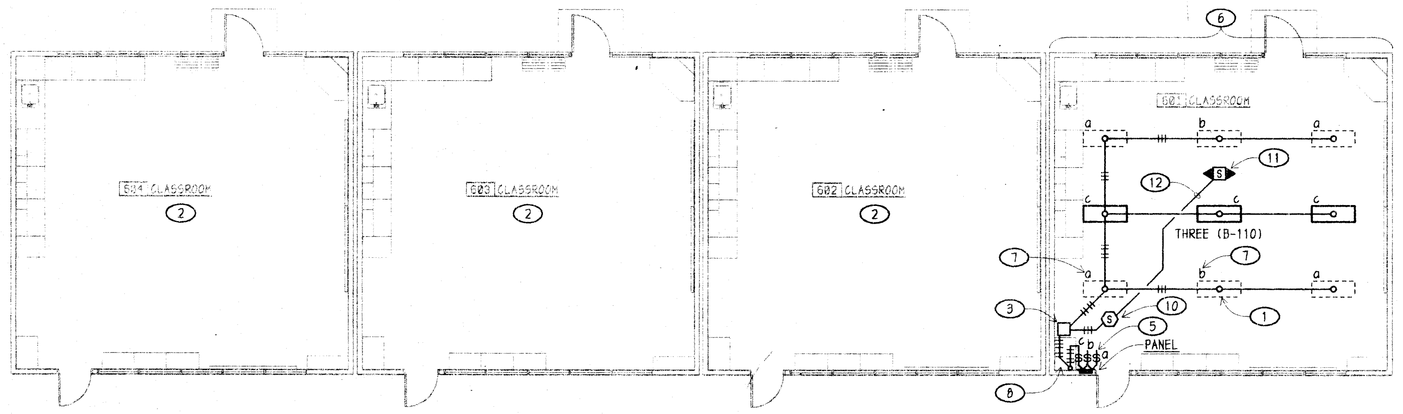

NORTH

LIGHTING PLAN – BUILDING 600

1/8"

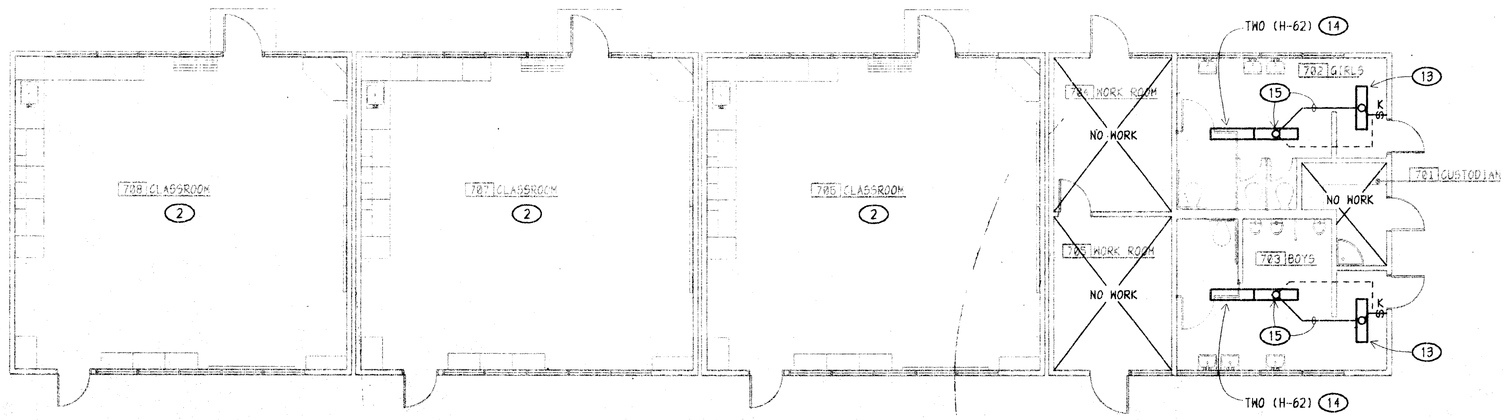

NORTH

LIGHTING PLAN – BUILDING 700

1/8"

NOTES (THIS SHEET ONLY):

1. EXISTING FIXTURE TO REMAIN. CHECK CONDITION OF LENS. REPLACE WITH NEW IF CRACKED OR BROKEN. IF LENS CONDITION IS GOOD, CLEAN AND REINSTALL. RECONNECT FIXTURES AS SHOWN. TYPICAL OF 6.
2. SEE ROOM #601 FOR TYPICAL LIGHTING WORK TO BE DONE FOR THIS ROOM.
3. INSTALL NEW NEMA 1, SCREW COVER CAN IN ACCESSIBLE ATTIC PER DETAIL #1/E1.1.
4. FISH AND OR CUT AND PATCH EXISTING WALL AS REQUIRED TO INSTALL NEW SWITCH FLUSH IN WALL, AND NEW CONDUIT TO SWITCH CONCEALED IN WALL.
5. INSTALL NEW SWITCHES SURFACE ON WALL BESIDE PANEL. SEE DETAIL #1/E1.1 FOR ADDITIONAL INFORMATION & REQUIRED WORK.
6. TYPICAL CLASSROOM LIGHTING WORK PER THIS ROOM.
7. SUBSCRIPT LETTER DENOTES CONTROLLING SWITCH. TYPICAL, U.O.N.
8. RUN WIRING UP THRU SURFACE RACEWAY. SEE DETAIL #1/E1.1.
9. SHADED FIXTURE DENOTES FIXTURES WHICH ARE TO HAVE A FACTORY INSTALLED EMERGENCY BATTERY PACK.
10. NEW MOTION SENSOR SWITCHPACK. INSTALL IN ACCESSIBLE ATTIC & CONNECT PER DETAIL #2/E1.1. TYPICAL.
11. TWO WAY MOTION SENSOR. MOUNT SURFACE ON CEILING. SEE DETAIL #2/E1.1 FOR ADDITIONAL INFORMATION. TYPICAL.
12. 1/2"C + LOW VOLTAGE WIRING PER DETAIL #2/E1.1. TYPICAL.
13. REINSTALL EXISTING FIXTURE IN THIS LOCATION AND CONNECT AS SHOWN.
14. INSTALL NEW FIXTURES AS SHOWN OVER EXISTING LIGHTING OUTLET BOX AND RECONNECT ON SAME EXISTING CIRCUIT.
15. PICK SWITCHED LEG, NEUTRAL AND GROUND AT EXISTING LIGHTING OUTLET BOX AND EXTEND TO CONNECT RELOCATED FIXTURE CONCEALED OVERHEAD AS SHOWN.

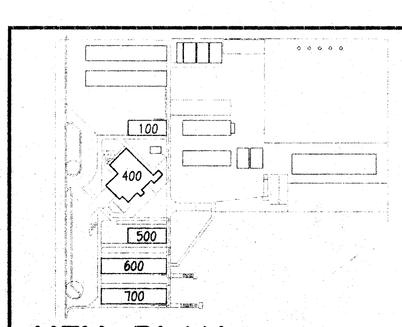

KEY PLAN

NO SCALE

CORNELIUS CONSULTING GROUP, INC.
Consulting Electrical Engineers
918 W. Main St. – Ph.733-2671
Visalia, California 93291

REGISTERED PROFESSIONAL ENGINEER GERALD CORNELIUS No. 7198 Exp. 9/30/02 ELECTRICAL STATE OF CALIFORNIA

ORDIZ MELBY ARCHITECTS

5620 DISTRICT BLVD. #105
BAKERSFIELD, CA 93313
TEL. (805)-832-5258
FAX. (805)-832-4291

LICENSED ARCHITECT WILLIAM JOHN MELBY No. C-16835 12-31-99 STATE OF CALIFORNIA

DANNY E. ORDIZ A.I.A.
ARCHITECT C-14,728

WILLIAM J. MELBY A.I.A.
ARCHITECT C-16,835

IDENTIFICATION STAMP
DIV. OF STATE ARCHITECT
OFFICE OF REGULATIONS SERVICES

APPL. NO. 101484
FILE. NO.
A.C. EK FLS. S.S. MC
DATE 1-13-1999

AS BUILT DRAWINGS

MODERNIZATION OF COLLEGE HEIGHTS ELEM. SCHOOL FOR:

BAKERSFIELD CITY SCHOOL DISTRICT

2551 SUNNY LN.
BAKERSFIELD,
CALIFORNIA
93305

CHECK AND VERIFY ALL DIMENSIONS BEFORE PROCEEDING WITH THE WORK. REPORT DISCREPANCIES TO THE ARCHITECT

MARK	DATE	REVISION

LIGHTING PLANS - BUILDINGS 500, 600 & 700

JOB NUMBER 97140
DATE 01-06-99
DRAWN BY AC

E SHEET 5.0 OF

J:\0951\S\H00.S\BFIELD\BCSD\CDE\E6H15\E5-0.DWG REV14EP, 12-30-98 REV. 72