PANEL "H"

NOTE - 42 - 4 WIRE (W/ MAIN BKR) 3Ø 4W 120/208V

CIRCUIT NO.	BKR. SIZE	LOAD IN WATTS ØA	ØB	ØC	DESCRIPTION
1	20A/1P	1200			LIGHTING
2		1200			
3			1200		
4			1200		
5				1200	
6				1200	
7		1000			
8		1000			
9			1200		
10			1200		
11				1000	
12				750	EXTERIOR
13		1500			RECEPTACLE CIRCUIT
14		950			LTG. EXTERIOR
15			1500		RECEPTACLE CIRCUIT
16			1500		" "
17	40A/2P	2000		2000	A.C. UNIT 1Ø 208V *
18	20A/1P			1500	RECEPTACLE CIRCUIT
19	50A/3P	2700	2700	2700	A.C. UNIT 3Ø 208V *
20	50A/3P	2700	2700	2700	A.C. UNIT 3Ø 208V *
21	50A/3P	2700	2700	2700	A.C. UNIT 3Ø 208V *
22	50A/3P	2700	2700	2700	A.C. UNIT 3Ø 208V *
23	20A/1P		500		SPARE
24	"		500		"
25				500	"
26				500	"
27		500			"
28		500			"
TOTALS		20,600	19,000	19,250	FEEDER:

* INSTALL BOOSTER TRANSFORMERS (.5 KVA EA) FOR 3Ø & 1Ø A.C. UNITS - 208 TO 240V, MOUNT ON A.C. UNITS IN W.P. CABINETS.

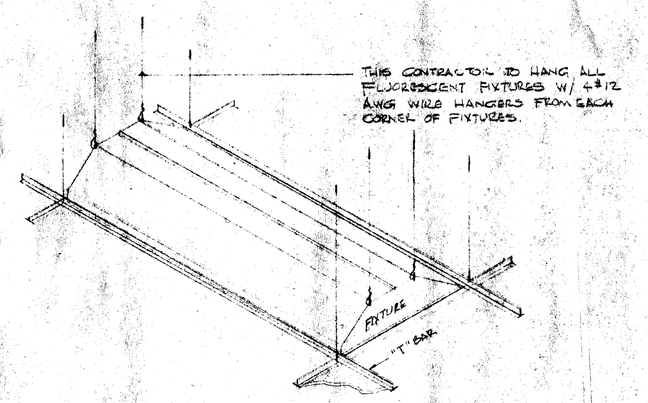

FIXTURE MOUNTING DETAIL

NO SCALE

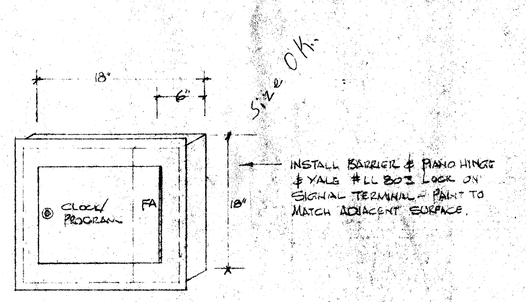

SIGNAL TERMINAL CABINET DETAIL

NO SCALE

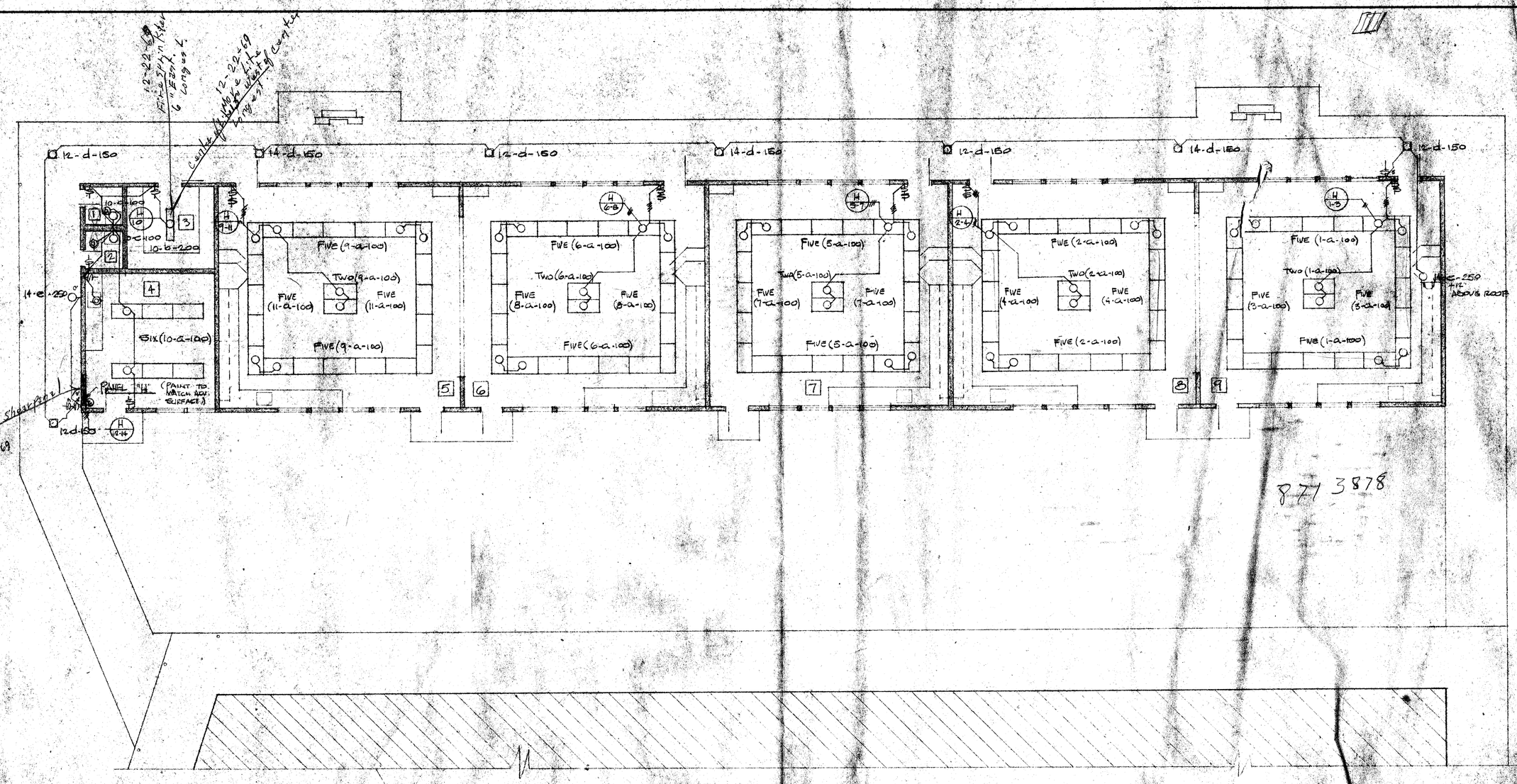

FLOOR PLAN · LIGHTING · CLASSROOM WING SCALE 1/8"=1'-0"

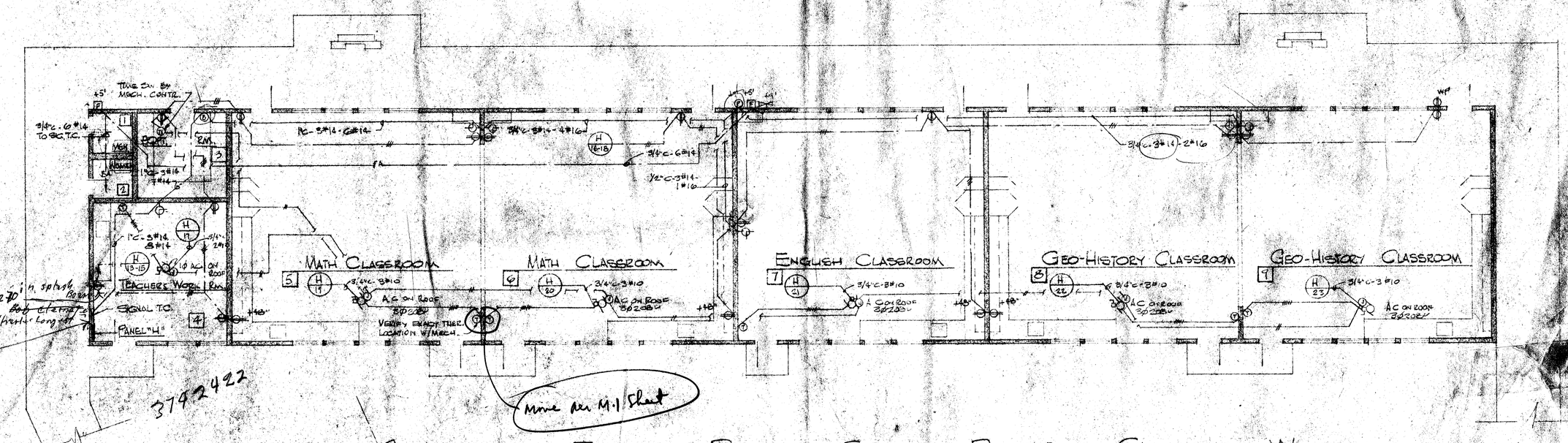

FLOOR PLAN · SIGNAL POWER · CLASSROOM WING SCALE 1/8"=1'-0"

100

CHECK AND VERIFY ALL DIMENSIONS AND CONDITIONS AT JOB SITE BEFORE PROCEEDING WITH THE WORK REPORT ANY DISCREPANCIES TO THE ARCHITECT

7/68 DIETERICH-POST CLEARPRINT 1000H

APPROVED

BAKERSFIELD CITY SCHOOL DISTRICT
BOARD OF EDUCATION
APPROVED: MAY 1 DATE

FRANCIS E. PERRY & ASSOC.
CONSULTING ELECTRICAL ENGINEER
P. O. BOX 113 PH. 327-2422
3500 CHESTER AVE. BAKERSFIELD, CAL.
FRANCIS E. PERRY CALIF. NO. E-357

MARK	DATE	REVISION
1		
2		
3		
4		
5		
6		

DRAWN
DATE 6-10-69
JOB NO. 6991-1
CHECK'D G.W.

EDDY & PAYNTER ASSOCIATES
ARCHITECTS C-895 C-1654
2901 H ST. • 325-9048
BAKERSFIELD • CALIF.

A. I. A.
Wm Paynter

ELECTRICAL FLOOR PLAN & SCHEDULE
LINCOLN JUNIOR HIGH SCHOOL ADDITION
BAKERSFIELD CITY SCHOOL DISTRICT
BAKERSFIELD, KERN COUNTY, CALIFORNIA

E2
OF SHEETS